

Score

DAVE HOLLINDEN

PERCUSSION QUARTET
No. 2

Duration: 14 minutes

Instrumentation, Notation and Performance Notes

Player 1

Drums			Metals		Slit Drum	Cymbals						
large tom	snare	cowbell	auto springs	triangles		ride	sizzle	Chinese	dome	ord.	grab with hand	play on stand
						x	*	x	•	o	⊕	x
rim shot			lower/higher	lower/higher	lower/higher							

Drums, Metals and Slit Drum will be called out specifically in the part, while Cymbals can occur at any time.

Player 2

Drums							Flower Pots	Sandpaper	Bass Drum/Tam-tam				
large tom	snare	cowbell	high-hat	open	closed	gradual	four clay flower pots, suspended	two blocks	bass drum	tam-tam	wind gong	center	edge
			x	o	+	o---+				x	x	•	o
rim shot						graduated	small	large	small		with knuckle	with finger tip	

Brush techniques on snare drum:

push = push the brush across the head for the duration of the note.

circle = move the brush across the head in a circular motion.

tr. = shake the brush rapidly back and forth across the head for the duration of the note.

buzz = slap the handle on the rim of the drum as with a rim shot while allowing the brush to flutter on the head.

For the tamtam and wind gong, the timbre resulting from striking with the knuckle in the center should be "dark" in contrast to the "light" timbre obtained with the finger tip near the edge. In order to achieve this you can let the finger nail strike the metal along with the finger tip. If you're not getting an effect you like, feel free to experiment with other techniques such as using thimbles, wood or metal beaters, etc.

Player 3

Drums				Metals		Clave	Vibraphone
large tom	field drum w/snares	high tom	cowbell	brake drums	metal pipes		
rim shot				lower/higher	lower/higher		

Player 4

Drums				Crotales	Metals		Temple Blocks	Timpani
large tom	snare	medium tom	cowbell		metal chain	tin can	tambourine	
rim shot				on bell plate	without head			

Although mallet types are specified, choose the best mallets for your instruments to achieve the mood as indicated.

For the Metals, the tin can and tambourine are played with the finger tips of the right hand. With the chain resting on the bell plate, pick up one end with the left hand and quickly lower it so as to produce a brisk, light, "ratchety" sound. This motion should be done quickly so as to produce a short sound no matter what note value is given. The chain should be heavy enough and the bell plate large enough to create a volume that balances in the ensemble. This should all be done while holding the specified beaters for the crotales.

Percussion Quartet No. 2

Dave Hollinden

Sly, stealthy $\text{♩} = 95$

Player 1 Cymbals light metal beaters

Player 2 Drums brushes, snares on *pp* push circle ord.

Player 3 Vibraphone *pp* *n*

Player 4 Timpani soft felt mallets, near edge *pp*

5

Cym. *n* *mf* *pp* *mf* *pp*

Dr. tr. tr. push tr. *mf* *pp* *mf* *n* *pp*

Vib.

Timp.

8

Cym. hard yarn mallet metal beaters, scrape *f*

Dr. ord. push ord. push ord. buzz *f* tr. *n*

Vib. medium yarn mallets *mf* Ped.

Timp. *f* *p* *sub.* *f*

11 **Less concealed**

Cym. *ord.* *scrape* *scrape* *ord.*

Dr. *push* *ord.* *push* *ord.* *buzz buzz*

Vib. *p legato*

Timp. *medium felt mallets*

p *mf* *p* *mf* *p*

14

Cym. *ord.*

Dr. *tr.* *ord.*

Vib. *p legato*

Timp. *medium felt mallets*

mf *n* *p*

17

Cym. *ord.*

Dr. *push* *push* *push* *buzz*

Vib. *p legato*

Timp. *medium felt mallets*

mf *mf*

20


Cym. *ord.*


Dr. *buzz* *buzz* *buzz* *push* *push* *push* *ord.*

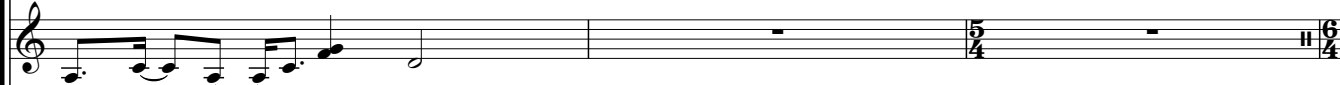
Vib. *p legato*


Timp. *medium felt mallets*

22

Cym. 

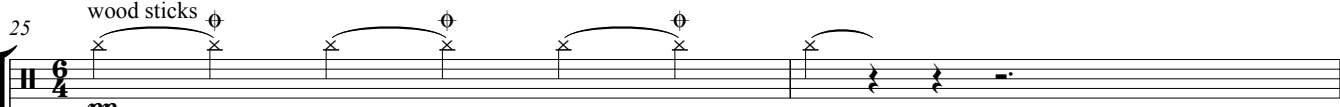
Dr. 

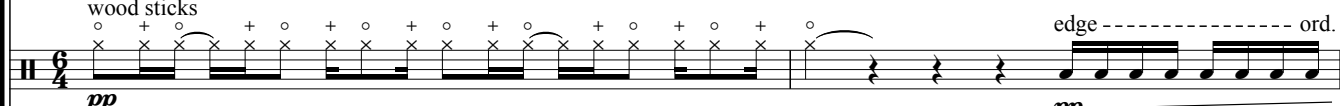
Vib. 


Timp. 


p *ff* *sfpp* *ff*

25

Cym. 

Dr. 

Dr. 

Timp. 

pp *pp* *pp* *pp sub.* *pp*

wood sticks

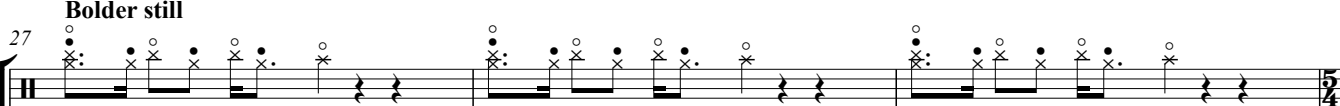
wood sticks


Drums felt timpani mallets, snares off


near edge


edge ----- ord.

27

Cym. 

Dr. 

Dr. 


Timp. 


mf *mf* *mf* *mf*


Bolder still


hard felt mallets, ord.

30

Cym. 

Dr. 

Dr. 

Timp. 

mf *f* *mf* *mf*

32

Cym. *(mf)*

Dr. *(f)*

Dr. *(mf)*

Timp. *(mf)*

34

Cym. *pp*

Dr. *ff*

Dr. *f* wood sticks, snares on

Timp. *pp*

36

Cym. *p* *f*

Dr. *f*

Dr. *f*

Timp. *f*

38

out of nowhere ...

Drums wood sticks, snares on

Cym. *p*

Dr. *p*

Dr. *p*

Timp.

wham! (let loose, go wild)

40

Dr. *fff* Bass Drum/Tam-Tam hard beaters

T. T. B. D. *fff*

Dr. *fff* wood mallets

Timp. *fff*

42

Dr. 6 3 6 3

T. T. B. D. 3 6 6 3

Dr. 6 3 6 3

Timp. 6 6

44

Dr. 6 3

T. T. B. D. 6 3

Dr. 6 3

Timp. 6 3

46

Dr. 6 3 3

T. T. B. D. 6 3 3

Dr. 6 3 3

Timp.